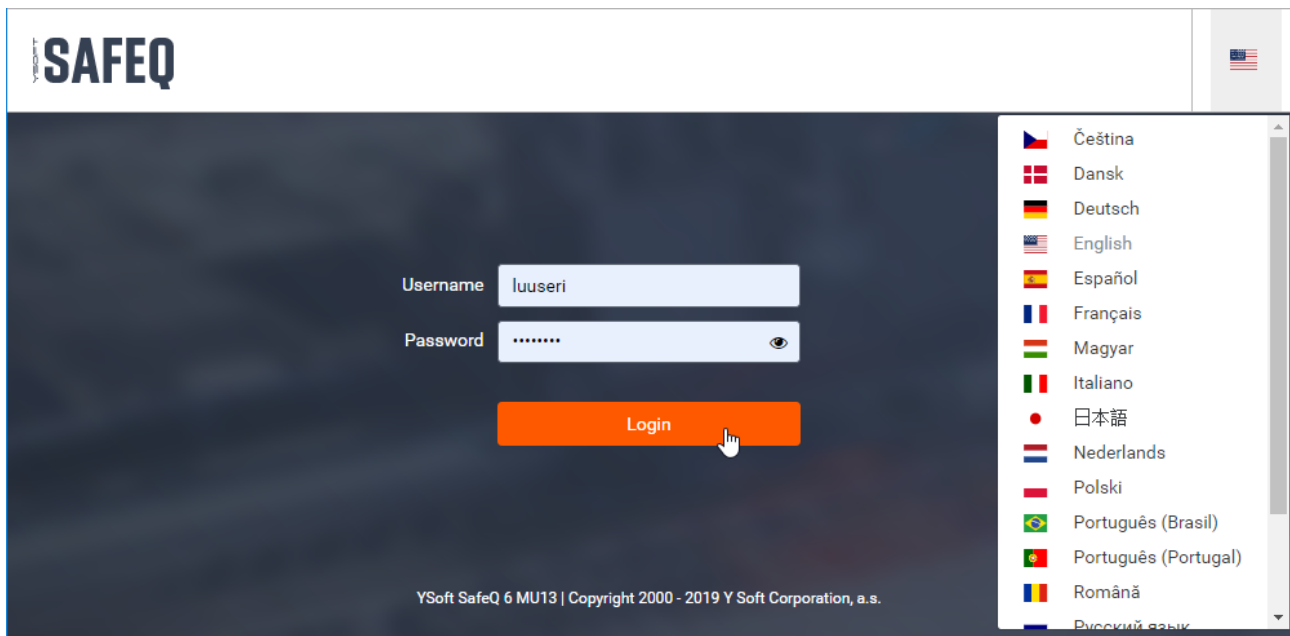


Logging in to SafeQ system – Kirjautuminen SafeQ-järjestelmään.

http://ksafeq/login/tenant_1

Log in with your username and password - Kirjaudu sisään käyttäjätunnuksellasi ja salasasanallasi.

By pressing the flag button you can choose language – Painamalla lippupainiketta voit valita kielen.



The screenshot displays the SafeQ login page. At the top left is the 'SAFEQ' logo. In the top right corner, there is a small American flag icon. The main content area has a dark blue background. It features a login form with two input fields: 'Username' containing the text 'luuseri' and 'Password' containing seven dots. Below these fields is an orange 'Login' button with a mouse cursor hovering over it. To the right of the login form is a language selection dropdown menu. The menu is open, showing a list of languages with their respective flags: Čeština, Dansk, Deutsch, English, Español, Français, Magyar, Italiano, 日本語, Nederlands, Polski, Português (Brasil), Português (Portugal), Română, and Русский язык. At the bottom of the page, there is a small copyright notice: 'YSoft SafeQ 6 MU13 | Copyright 2000 - 2019 Y Soft Corporation, a.s.'

After logging in you can see some statistical information - Kirjautumisen jälkeen avautuu koontinäyttö.

The screenshot displays the SafeQ user interface dashboard. The top navigation bar includes the SafeQ logo, the text "Dashboard > Dashboard", and user profile icons (language, user, and notifications). The left sidebar contains "Dashboard" and "Reports" options. A green "+ ADD WIDGET" button is positioned at the top of the main content area.

The dashboard features several widgets:

- My savings:** A table comparing resource usage for the current month and current year.
- My last jobs:** A table showing the latest status change and status for a job.
- My reports:** A summary of reports for the current month and year, including total pages and price.
- My links:** A section for adding custom hyperlinks to other web pages or applications.
- Default billing code:** A section indicating that no billing code has been designated as the default, with a button to choose another.
- Access credentials:** A section with a "Generate PIN" button.

Resource	Current month	Current year
Trees	0	0
Water [l]	0	0
Energy [kWh]	0	0
CO ₂ [kg]	0	0
Money [€]	0	0

Title	Latest status change	Status
Microsoft Word - Asiakirja1	February 27, 2019 8:08 AM	Deleted

Report	Total number of pages	Total price
Current month	0	0.00 €
Current year		

Last update: 3/7/19 10:02 AM Next update: 3/7/19 11:02 AM

Last update: 3/7/19 10:02 AM Next update: 3/7/19 11:02 AM

Last update: 3/7/19 10:02 AM Next update: 3/7/19 11:02 AM

Last update: 3/7/19 10:02 AM Next update: 3/7/19 11:02 AM


Reports tab shows your printing history - Reports-välilehti näyttää tulostushistoriasi.




The screenshot shows the 'Reports > Job list' page in the SafeQ interface. On the left is a dark sidebar with 'Reports' selected. The top navigation bar shows 'Reports > Job list' and user profile icons. The main content area has a search filter section with 'Date from: 00:00 Sep 1, 20', 'Device group: Select a device group', and 'User/cost center: Luu Seri (luuseri)'. There are 'SEARCH' and 'CLEAR' buttons. An 'ACTIONS' dropdown menu is open, showing options like 'Cancel selected jobs', 'Send selected jobs to print', 'Mark selected jobs as favorites', 'Unmark selected jobs as favorites', 'Job list', and 'Enable automatic refresh'. Below the filters is a table with the following data:

<input type="checkbox"/>	User	Job name	Status and lock	Date	Type
<input type="checkbox"/>	Luu Seri (luuseri)	Microsoft Word - Asiakirja1	Deleted	February 27, 2019 8:08 AM	2D

A tooltip 'Display detailed job information.' is shown over the job list table. At the bottom right, there are navigation icons for settings, back, forward, and refresh.

Display detailed job information - Näytä yksityiskohtaiset työtiedot.


Reports > Job list > Job info

Dashboard

Reports

Job list

[< Back to Job list](#)

Basic

Job name	Microsoft Word - Asiakirja1	Basic <input checked="" type="radio"/>
Owner	Luu Seri (luuseri)	Pages <input type="radio"/>
		Status <input type="radio"/>
		Job reception <input type="radio"/>
		Tags <input type="radio"/>
		Advanced <input type="radio"/>
		Job history <input type="radio"/>

Pages

Type	2-sided (duplex)	
Stapling	Unknown or undefined	
Punch holes	Unknown or undefined	
Folding	Unknown or undefined	
Binding	Unknown or undefined	
Estimated number of pages (A4)	Color: 0, B/W: 1	
Estimated number of pages (A3)	Color: 0, B/W: 0	
Copies	1	
Average coverage	CMY: 0%, K: 0%, Gray: 0%, Area: 0%	

Status

Current status	<i>Deleted</i>
Last status change	February 27, 2019 8:08 AM

Job reception

Assigned to queue	secure
Device	kf307c258 Frami F, F307, itseopiskelutila, rasia DJK31-3.13, kytkin F3-1-SW1, portti 38
Spooler Controller group	KSAFEQ.epedu.local
Spooler Controller	KSAFEQ.epedu.local
Spooler Controller network address	192.84.186.100
Spooler Controller GUID	hvkjosaaq74bf1en
Spooler GUID	53337673-90af-425a-9a08-d0e3b9b2e537
Management Server	04z48iiu532nruje 192.84.186.100
Sender	192.84.186.100{luuseri}: February 27, 2019 8:07 AM

Tags

Allowed system tags	PCLXL PJL Duplex
---------------------	------------------

Advanced

Job ID	1000000000132902
Job GUID	ea95882e-c306-43c7-bb37-1c5219ea6b50

Job history

Date	Status	Message
February 27, 2019 8:08 AM	<i>Deleted</i>	Job accounted. B/W print (A4): 1 pages Total: 1 pg, 0.00 €